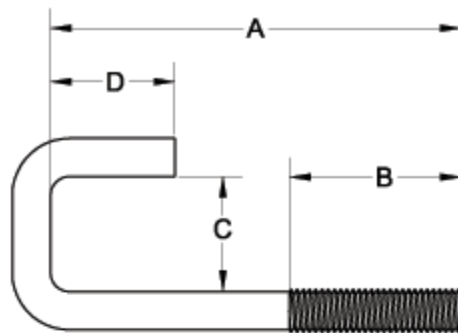


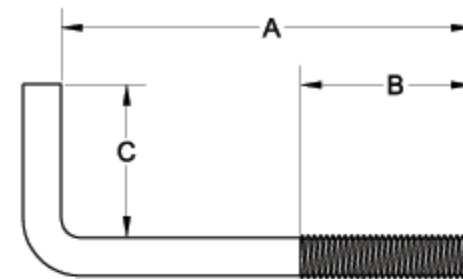
1 Hook Bolt, Round Bend

G (THREAD)



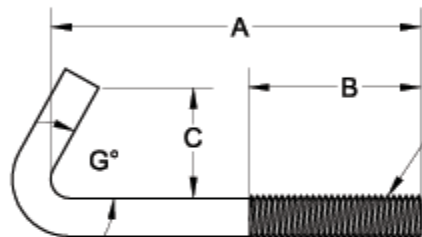
2 Hook Bolt, Square Bend

G (THREAD)



3 Hook Bolt, Right Angle Bend

G (THREAD)



4 Hook Bolt, Acute Angle Bend

G (THREAD)

	A	B	C	D	E	F	G	H
1								
2								
3								
4								

NOTE:

To avoid possible misunderstanding when specifying the dimensions of bent bolts, it is recommended that they be given in order indicated by the dimension letters in brackets above each drawing. For example, if a Hook Bolt round Bend is required with G: 3/8 - 24 UNF, A: 6", B: 1", thread length D: 1 1/2, E: 7/8, F: 1 1/4, it should be specified as a 3/8" x 6" x 1" x 1 1/2" x 7/8" x 1 1/4" UNF Hook Bolt Round Bend.

G	X	R	X	B	X	D	X	F	Part name	
	X		X		X		X			

2. Threads may be cut or rolled; blank portion of rolled thread bolts may be slightly undersize, the nominal size of the bolt referring to the basic major diameter of the threaded portion.

CUSTOMER APPROVAL
AS ROLLED PART DRAWING WILL BE USED FOR FINAL INSPECTION

THIS DRAWING IS THE PROPERTY OF WESTLAND FASTENERS LTD AND MAY NOT BE USED IN WHOLE OR IN PART WITHOUT AUTHORIZATION

REVISION	DATE	CHANGE OR ADDITION
DRAWN		WESTLAND FASTENERS Ltd. P.O. BOX 1052 WINNIPEG, MANITOBA R3C 2X4 PHONE: (204) 224 - 1654 FAX: (204) 224 - 5337
APPD		
UNITS IMPERIAL		
TOLERANCES UNLESS OTHERWISE SPECIFIED		BENT BOLT (HOOK)
.XX ±.010		
.XXX ±.005		
ANGL. ± 1		

MATERIAL		DWG No.	REV.	FINISH
SCALE DO NOT SCALE		DATE		SHEET